


Orleans Parish School Board

Census 2010 & Redistricting

GCR & Associates, Inc. 

June 16, 2011

Agenda

- GCR's Team
 - Richard Poché, Bill Cody and Angele Romig
- Background on Redistricting
- OPSB Districts today
- Project Challenges
- Our Work Plan
- Your Role

Why Redistrict?

Equal Population Distribution
for One Person / One Vote

Legal Requirement to Redistrict - LA R.S. 17:71

- Each parish and city school board shall use the latest federal decennial census as the basis upon which to redistrict
- Each school board district shall be compact and contiguous
- The boundaries of any district shall contain whole precincts
- Following the school boards decisions on district boundaries, the board shall adopt a resolution, establishing the size of the board, terms of office of its members, date of election of its members and boundary lines, and stating the effective date

Discrimination Issues

1965 Voting Rights Act

Section 2 – All jurisdictions nationwide

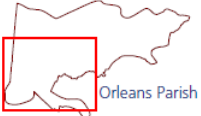
Section 5 – Sixteen States

District Population 2000 and 2010

OPSB	Population 2000	Variance from Ideal in 2000 (69,239)	Population 2010	Variance from Ideal in 2010 (49,118)	Population Loss by District 2000 to 2010
District 1	70,951	102%	42,319	86%	(28,632)
District 2	66,455	96%	38,157	78%	(28,298)
District 3	69,054	100%	50,035	102%	(19,019)
District 4	71,056	103%	66,663	136%	(4,393)
District 5	66,024	95%	49,912	102%	(16,112)
District 6	70,993	103%	56,195	114%	(14,798)
District 7	70,141	101%	40,548	83%	(29,593)
Total	484,674		343,829		(140,845)

Orleans Parish Map of 7 Districts

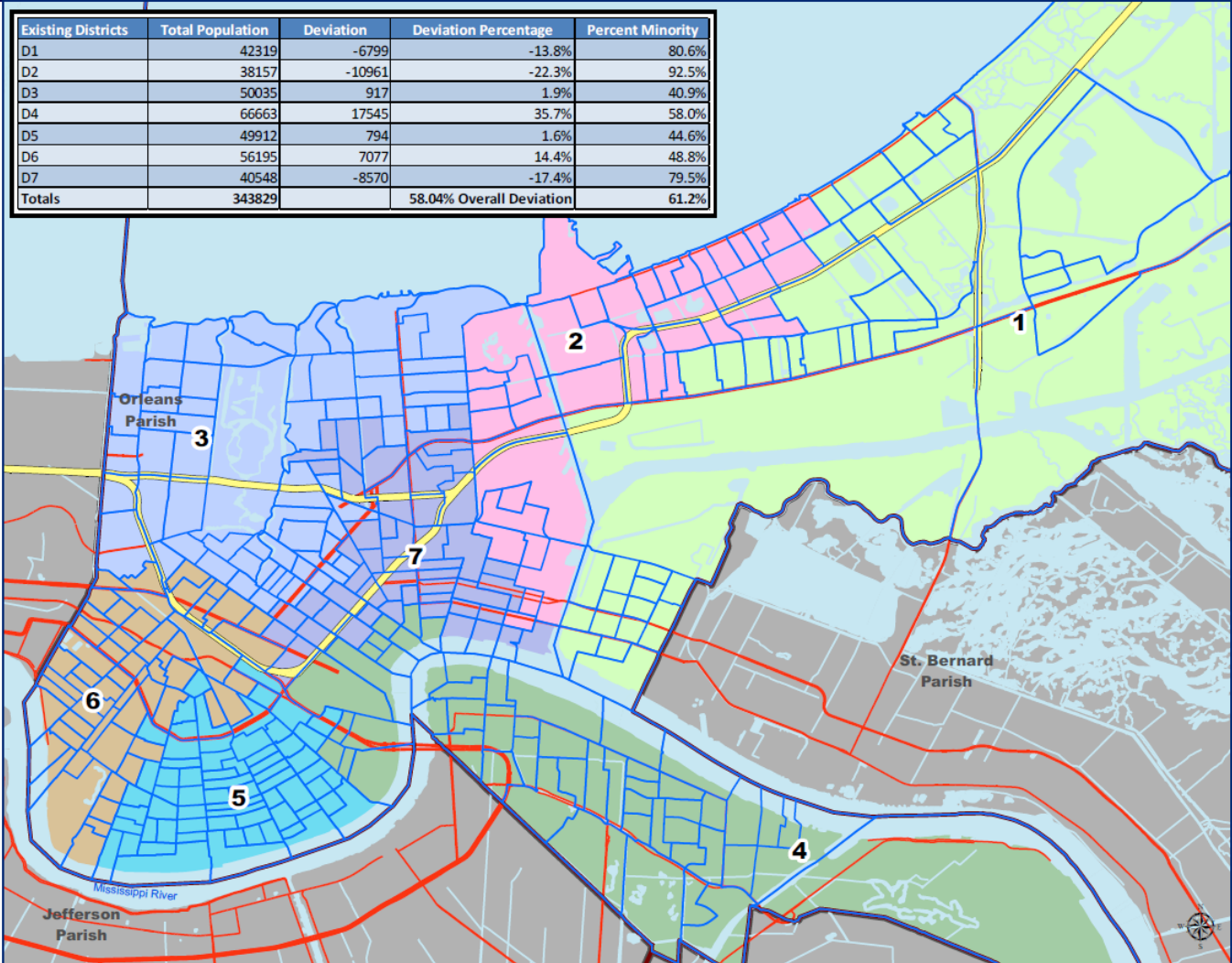
Orleans Parish School Board



Existing Districts	Total Population	Deviation	Deviation Percentage	Percent Minority
D1	42319	-6799	-13.8%	80.6%
D2	38157	-10961	-22.3%	92.5%
D3	50035	917	1.9%	40.9%
D4	66663	17545	35.7%	58.0%
D5	49912	794	1.6%	44.6%
D6	56195	7077	14.4%	48.8%
D7	40548	-8570	-17.4%	79.5%
Totals	343829		58.04% Overall Deviation	61.2%

Legend

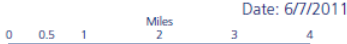
- Parishes
- Precincts
- School Board Districts**
- 1
- 2
- 3
- 4
- 5
- 6
- 7
- Roads**
- Type**
- Interstate
- US Hwy
- State Hwy
- Hydrography
- Water



GCR & Associates, Inc.
 TEL 504 304 2500 / 800 259 6192
 FAX 504 304 2525
 2021 Lakeshore Drive
 New Orleans, LA 70122
 UNO Research & Technology Park
 Advanced Technology Center



Existing Districts



Date: 6/7/2011



OPSB Changes Needed

Orleans Parish School Board

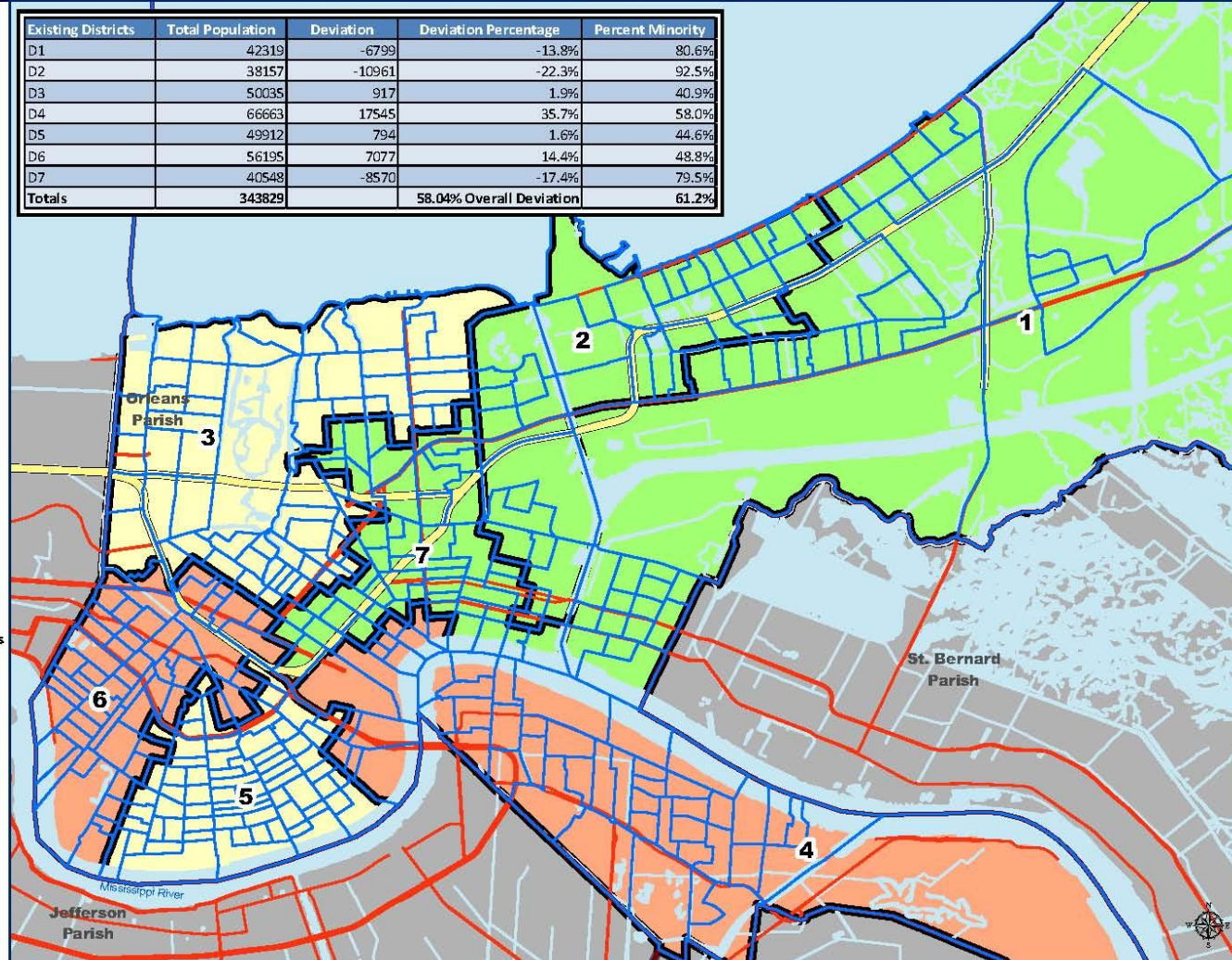


Orleans Parish

Existing Districts	Total Population	Deviation	Deviation Percentage	Percent Minority
D1	42319	-6799	-13.8%	80.6%
D2	38157	-10961	-22.3%	92.5%
D3	50035	917	1.9%	40.9%
D4	66663	17545	35.7%	58.0%
D5	49912	794	1.6%	44.6%
D6	56195	7077	14.4%	48.8%
D7	40548	-8570	-17.4%	79.5%
Totals	343829		58.04% Overall Deviation	61.2%

Legend

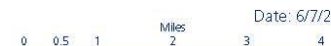
- Parishes
- Precincts
- Roads**
- Type**
- Interstate
- US Hwy
- State Hwy
- Hydrography**
- School Board Districts
- Gain
- Equal
- Lose
- Water



GCR & Associates, Inc.
 TEL 504 304 2500 / 800 259 6192
 FAX 504 304 25 25
 2021 Lakeshore Drive
 New Orleans, LA 70122
 UNO Research & Technology Park
 Advanced Technology Center



Existing Districts



Date: 6/7/2011



Existing Demographics

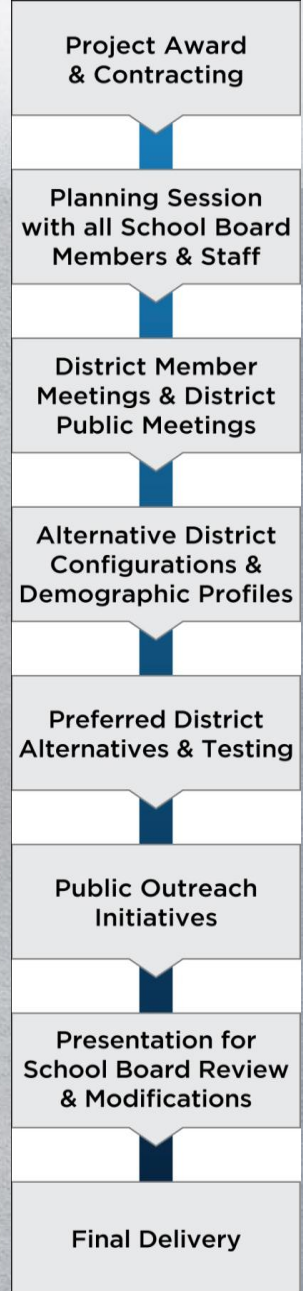
OPSB	Population	Deviation	Percent Deviation	Minority Percent
District 1	42,319	(6,799)	-13.8%	80%
District 2	38,157	(10,961)	-22.3%	92%
District 3	50,035	917	1.9%	40%
District 4	66,663	17,545	35.7%	57%
District 5	49,912	794	1.6%	44%
District 6	56,195	7,077	14.4%	48%
District 7	40,548	(8,570)	-17.4%	78%
Total	343,829			60.2%

The Challenge

- Create 7 reconfigured districts that are compact and contiguous with as close to 49,118 in population as possible
- Maintain existing precinct boundaries
- Recognize existing board member locations
- Acknowledge existing minority population percentages within the distribution of the 2010 census counts
- Review voting age population (+18) and voter registration counts by district
- Broadcast plan alternatives, solicit community input, and build consensus around a preferred alternative

Schedule and Work Plan

Primary Tasks		Duration
1	Planning session	2 weeks
2	Individual District Member Meetings	8 weeks
3	Preparation of Alternative District Configurations and Profiles	3 weeks
4	Narrowing to Preferred District Alternatives	1 week
5	Testing	1 week
6	Public Outreach	Project Duration
7	Full School Board Presentation for Acceptance	TBD Board Meeting
8	Final Package for submission to US Justice Dept.	2 weeks following acceptance



Your Role

- Meet individually with GCR's redistricting team
- Consider how best to either grow your district or reduce its boundaries at the precinct level
- Review the alternatives with our team and provide feedback to develop new alternatives
- Assist us in planning your district meetings; locations, preferred dates and times
- Contact us anytime

Thank you for this opportunity to
work with you and our
community.